

ELEVATION

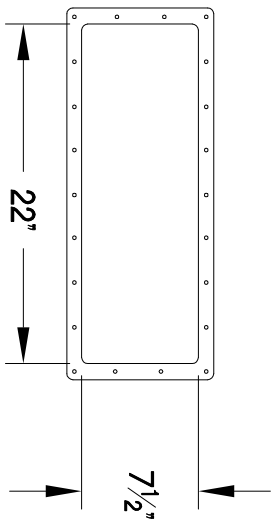


SECTION-A-A

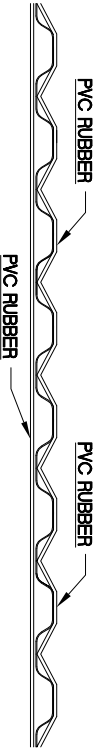
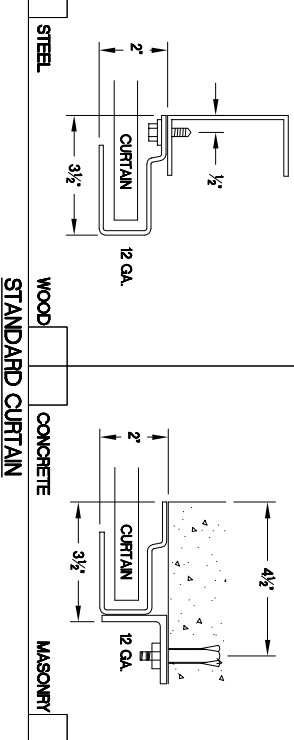
SIDE ROOM REQUIREMENTS

MARK	QTY.	OPENING SIZE	OPERATION	RH	CLEARANCES	OPTION	SEE 'ELEVATION'
<input type="checkbox"/>		CHOOSE TYPE OF OPERATION BELOW					A-1
<input type="checkbox"/>		HAND-ROPE PULL					7
<input type="checkbox"/>		REDUCTION GEAR CHAIN HOIST					7
<input type="checkbox"/>		ELECTRIC MOTOR OPERATOR KIT					10'

VISION LITE DETAIL (OPTIONAL)



GUIDE DETAILS



GENERAL NOTES:

- CURTAIN:
- 26 GAUGE GALVANIZED STEEL WITH BAKED ON EPOXY PRIMER AND POLYESTER TOP COAT
- GUIDES:**
- ROLL FORMED 12 GAUGE GALVANIZED STEEL.
- OPERATION:**
- RIGHT HAND SHOWN, LEFT HAND OPPOSITE
- OTHER SURFACES:**
- GALVANIZED OR SHOP COAT PRIMER

PROJECT:	ARCHITECT:	CONTRACTOR:	DISTRIBUTOR:	DATE:	SHEET:	OF:	BY:	REF.#
PROJECT:	ARCHITECT:	CONTRACTOR:	DISTRIBUTOR:	DATE:	SHEET:	OF:	BY:	REF.#
ASTA Door Corporation								
4255 McEver Industrial Dr. Acworth, GA 30101 PH(770) 924-2800 Fax(770) 974-1455 www.astadoor.com								

MODEL 201 HD COMMERCIAL SHEET DOOR

Asta Door Corporation is not responsible for the use of improper installation procedures, structural supports as well as field inspection prior to manufacturing and installation.

APPROVAL SIGNATURE

DATE