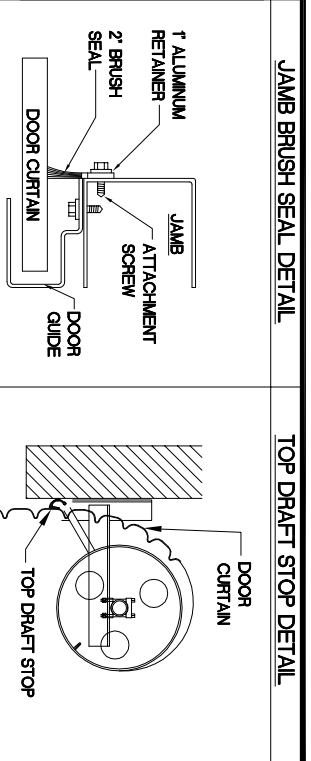
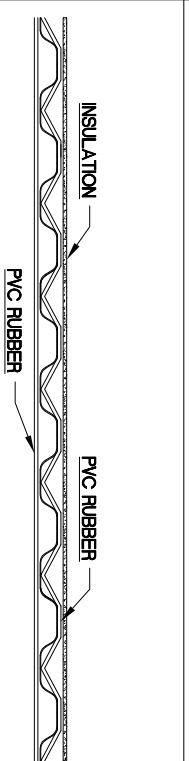
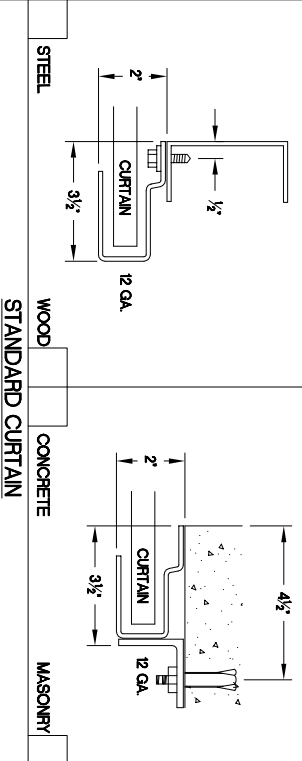


ELEVATION

SECTION-A-A



GUIDE DETAILS



GENERAL NOTES:

- CURTAIN:
- 26 GAUGE GALVANIZED STEEL WITH BAKED ON EPOXY PRIMER AND POLYESTER TOP COAT
- GUIDES:
- ROLL FORMED 12 GAUGE GALVANIZED STEEL.
- OPERATION:
- RIGHT HAND SHOWN, LEFT HAND OPPOSITE
- OTHER SURFACES:
- GALVANIZED OR SHOP COAT PRIMER
- INSULATION:
- MWLAR AND POLYETHYLENE INSULATION LAMINATED TO BACK OF CURTAIN.

SIDE ROOM REQUIREMENTS

<input type="checkbox"/>	CHOOSE TYPE OF OPERATION BELOW	A-1	A-2
<input type="checkbox"/>	HAND-ROPE PULL	7'	7'
<input type="checkbox"/>	REDUCTION GEAR CHAIN HOIST	10'	7'
<input type="checkbox"/>	ELECTRIC MOTOR OPERATOR KIT	10'	7'

MARK	QTY.	OPENING SIZE	OPERATION	R.H.	CLEARANCES	OPTION
		WIDTH 'W'		L.H.	'X'	'V'
		HEIGHT 'H'				

4255 McEver Industrial Dr.  
Acworth, GA 30001  
PH(770) 924-2800  
FAX(770) 974-1455  
www.astadoor.com

PROJECT: \_\_\_\_\_  
ARCHITECT: \_\_\_\_\_  
CONTRACTOR: \_\_\_\_\_  
DISTRIBUTOR: \_\_\_\_\_  
DATE: \_\_\_\_\_ OF: \_\_\_\_\_ BY: \_\_\_\_\_ REF: # \_\_\_\_\_

**MODEL 202 HD INSULATED COMMERCIAL SHEET DOOR**

Asta Door Corporation is not responsible for the use of improper installation procedures, structural supports as well as field inspection prior to manufacturing and installation.

APPROVAL SIGNATURE: \_\_\_\_\_ DATE: \_\_\_\_\_