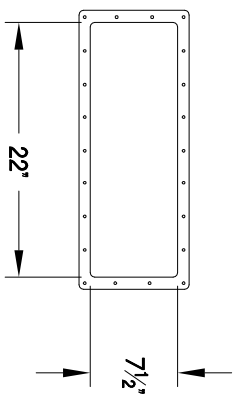
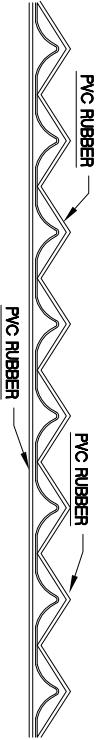
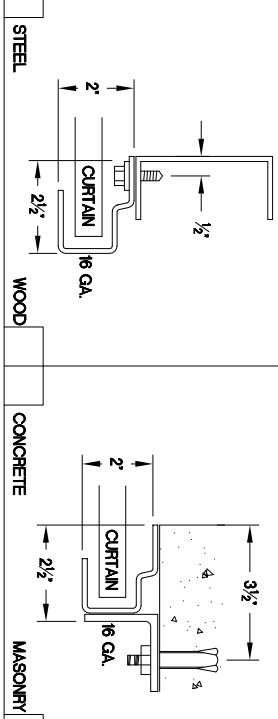


VISION LITE DETAIL (OPTIONAL)



GUIDE DETAILS



ELEVATION

SECTION A-A

SIDE ROOM REQUIREMENTS

<input type="checkbox"/>	CHOOSE TYPE OF OPERATION BELOW	A-1	A-2
<input type="checkbox"/>	HAND-ROPE PULL	6'	6'
<input type="checkbox"/>	REDUCTION GEAR CHAIN HOIST	10'	6'
<input type="checkbox"/>	ELECTRIC MOTOR OPERATOR KIT	10'	6'

SEE 'ELEVATION'

GENERAL NOTES:

- CURTAIN:
- 26 GAUGE GALVANIZED STEEL WITH BAKED ON EPOXY PRIMER AND POLYESTER TOP COAT
- GUIDES:
- ROLL FORMED 16 GAUGE GALVANIZED STEEL.
- OPERATION:
- RIGHT HAND SHOWN, LEFT HAND OPPOSITE
- OTHER SURFACES:
- GALVANIZED OR SHOP COAT PRIMER

MARK	QTY.	OPENING SIZE	OPERATION	RH	CLEARANCES	OPTION	PROJECT:
		WIDTH 'W'		LH	X'	V'	ARCHITECT:
		HEIGHT 'H'					CONTRACTOR:
							DISTRIBUTOR:
							DATE:
							SHEET:
							OF:
							BY:
							DATE:
							REF #



4255 McEver Industrial Dr.
Acworth, GA 30011
PH:(770) 924-2800
Fax:(770) 974-1455
www.astadoor.com

MODEL 211 COMMERCIAL SHEET DOOR

Asta Door Corporation is not responsible for the use of improper installation procedures, structural supports as well as field inspection prior to manufacturing and installation.

APPROVAL SIGNATURE: _____

DATE: _____