

**ELEVATION**



**SECTION-A-A**

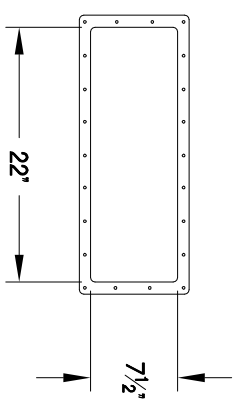
**SIDE ROOM REQUIREMENTS**

<input type="checkbox"/>	CHOOSE TYPE OF OPERATION BELOW	A-1	A-2
<input type="checkbox"/>	HAND-ROPE PULL	7'	7'
<input type="checkbox"/>	REDUCTION GEAR CHAIN HOIST	10'	7'
<input type="checkbox"/>	ELECTRIC MOTOR OPERATOR KIT	10'	7'

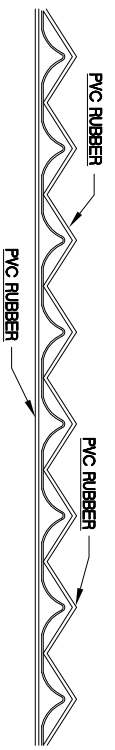
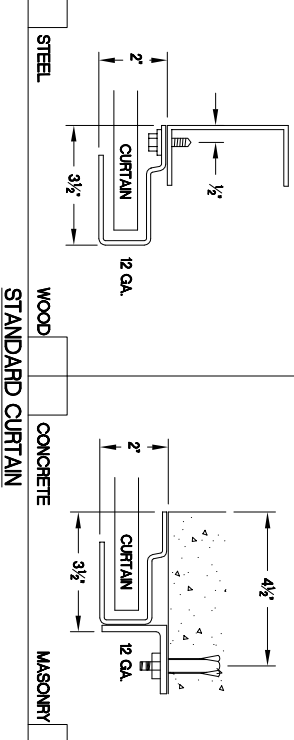
SEE 'ELEVATION'

MARK	QTY.	OPENING SIZE	OPERATION	R.H.	CLEARANCES	OPTION
		WIDTH 'W'	HEIGHT 'H'	L.H.	X'	Y'

**VISION LITE DETAIL (OPTIONAL)**



**GUIDE DETAILS**



**GENERAL NOTES:**

- CURTAIN:
- 26 GAUGE GALVANIZED STEEL WITH BAKED ON EPOXY PRIMER AND POLYESTER TOP COAT
- GUIDES:
- ROLL FORMED 12 GAUGE GALVANIZED STEEL.
- OPERATION:
- RIGHT HAND SHOWN, LEFT HAND OPPOSITE
- OTHER SURFACES:
- GALVANIZED OR SHOP COAT PRIMER

PROJECT: \_\_\_\_\_ ARCHITECT: \_\_\_\_\_

CONTRACTOR: \_\_\_\_\_ DISTRIBUTOR: \_\_\_\_\_

DATE: \_\_\_\_\_ SHEET: \_\_\_\_\_ OF: \_\_\_\_\_ BY: \_\_\_\_\_ REF: # \_\_\_\_\_

**MODEL 211 HD COMMERCIAL SHEET DOOR**



4255 McEver Industrial Dr.  
Acworth, GA 30001  
PH(770) 924-2800  
Fax(770) 974-1455  
www.astadoor.com

Asta Door Corporation is not responsible for the use of improper installation procedures, structural supports as well as field inspection prior to manufacturing and installation.

APPROVAL SIGNATURE: \_\_\_\_\_

DATE: \_\_\_\_\_