

ELEVATION

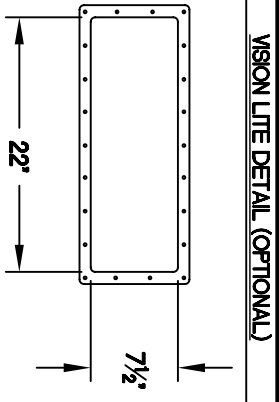
SECTION-A-A

SIDE ROOM REQUIREMENTS

<input type="checkbox"/>	CHOOSE TYPE OF OPERATION BELOW	A-1	A-2
<input type="checkbox"/>	HAND-ROPE PULL	7	7
<input type="checkbox"/>	REDUCTION GEAR CHAIN HOIST	10	7
<input type="checkbox"/>	ELECTRIC MOTOR OPERATOR KIT	10	7

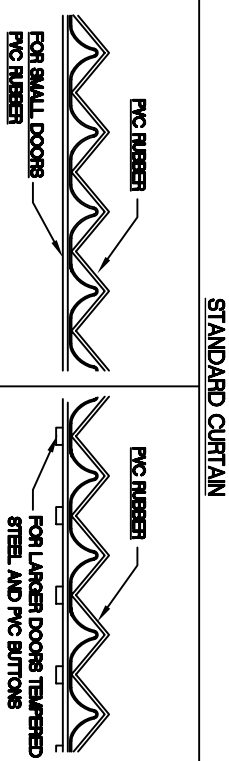
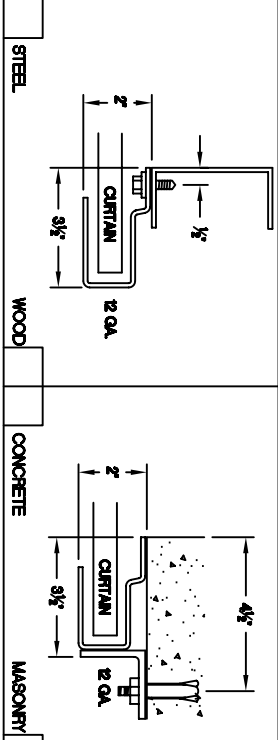
SEE ELEVATION

MARK	QTY.	OPENING SIZE	OPERATION	RH	CLEARANCES		OPTION
		WIDTH "W"		LH	X"	Y"	



VISION LITE DETAIL (OPTIONAL)

GUIDE DETAILS



GENERAL NOTES:

- CURTAIN
- 26 GAUGE GALVANIZED STEEL WITH BAKED ON EPOXY PRIMER + POLYESTER TOP COAT
- GUIDES
- ROLL FORMED GALVANIZED STEEL
- OPERATION:
- RIGHT HAND SHOWN, LEFT HAND OFFSITE
- OTHER SURFACES:
- GALVANIZED OR SHOP COAT PRIMER

PROJECT: _____ ARCHITECT: _____ CONTRACTOR: _____ DISTRIBUTOR: _____

DATE: _____ SHEET: _____ OF: _____ BY: _____ REF: # _____

MODEL 231HD INDUSTRIAL SHEET DOOR

4255 McEwen Industrial Dr.
Acworth, GA 30001
PH(770) 924-2800
Fax(770) 974-1655
www.astadoor.com

Asta Door Corporation is not responsible for the use of improper installation procedures, structural supports as well as field inspection prior to manufacturing and installation.

APPROVAL SIGNATURE: _____ DATE: _____