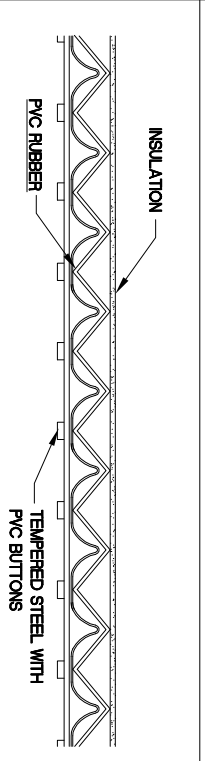
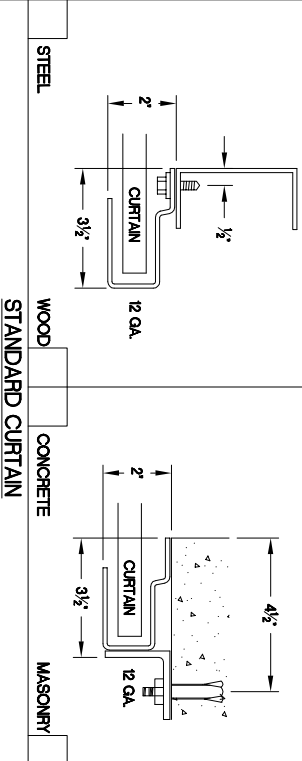
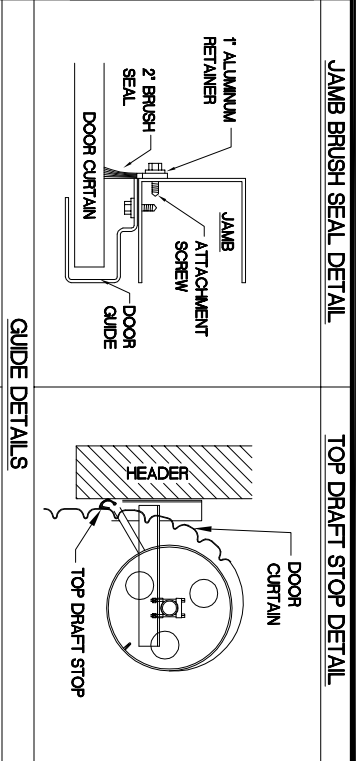


ELEVATION

SECTION-A-A

SIDE ROOM REQUIREMENTS		SEE 'ELEVATION'	
<input type="checkbox"/>	CHOOSE TYPE OF OPERATION BELOW	A-1	A-2
<input type="checkbox"/>	HAND-ROPE PULL	6'	6'
<input type="checkbox"/>	REDUCTION GEAR CHAIN HOIST	10'	6'
<input type="checkbox"/>	ELECTRIC MOTOR OPERATOR KIT	10'	6'

MARK	QTY.	OPENING SIZE	OPERATION	R.H.	CLEARANCES	OPTION
		WIDTH 'W'		L.H.	'X'	'V'
		HEIGHT 'H'				



- GENERAL NOTES:**
- CURTAIN:**
- 26 GAUGE GALVANIZED STEEL WITH BAKED ON EPOXY PRIMER AND POLYESTER TOP COAT
- GUIDES:**
- ROLL FORMED 12 GAUGE GALVANIZED STEEL.
- OPERATION:**
- RIGHT HAND SHOWN, LEFT HAND OPPOSITE
 - OTHER SURFACES:
 - GALVANIZED OR SHOP COAT PRIMER
- INSULATION:**
- MWLAR AND POLYETHYLENE INSULATION LAMINATED TO BACK OF CURTAIN.

PROJECT: _____ ARCHITECT: _____

CONTRACTOR: _____ DISTRIBUTOR: _____

DATE: _____ SHEET: _____ OF: _____ BY: _____ REF: # _____

MODEL 232HD INSULATED INDUSTRIAL SHEET DOOR

ASTA Door Corporation

4255 McEver Industrial Dr.
Acworth, GA 30011
PH(770) 924-2800
FAX(770) 974-1455
www.astadoor.com

Asta Door Corporation is not responsible for the use of improper installation procedures, structural supports as well as field inspection prior to manufacturing and installation.

APPROVAL SIGNATURE: _____ DATE: _____