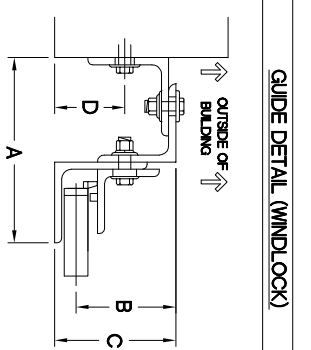
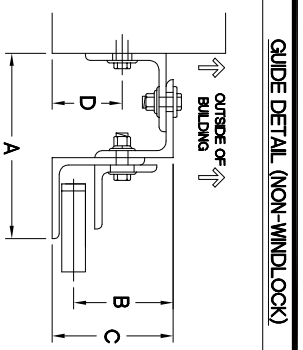
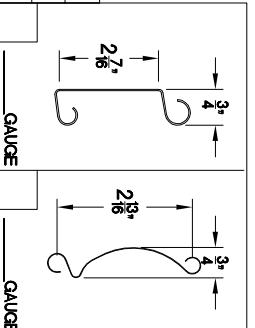


**PLAN VIEW**

TOP MOTOR CLEARANCE	
HP	14"
Z	8"
	7"
	4"



GUIDE DIMENSIONS						BETWEEN JAMB OPENING DEDUCTIONS - THEORETICAL NEW OPENING
GUIDE TYPE	A'	B'	C'	D'	E'	
2	5.7/8"	3.3/16"	4"	2.9/16"	1.1/4"	2
3	6.3/8"	3.9/16"	4.3/8"	2.15/16"	1.1/4"	3
4	6.3/4"	3.15/16"	4.3/4"	2.3/4"	1.1/4"	4
2W/L	6.3/8"	3.3/16"	4"	2.9/16"	1.1/2"	2W/L
3W/L	6.3/8"	3.9/16"	4.3/8"	2.15/16"	1.1/2"	3W/L
4W/L	6.3/4"	3.15/16"	4.3/4"	2.3/4"	1.1/2"	4W/L
5W/L	6.3/4"	4"	4.3/4"	2.3/4"	1.1/2"	5W/L
6W/L	8.3/4"	6.1/4"	7.1/4"	3.1/2"	1.1/2"	6W/L

- GENERAL NOTES**
- SLATS/HOOD: SELECT FINISH OPTION BELOW:
- GALVANIZED ONLY
  - GRAY POLYESTER TOP COAT
  - WHITE POLYESTER TOP COAT
- OTHER SURFACES:
- SHOP COAT BLACK PRIMER
- OPERATION:
- RIGHT HAND SHOWN, LEFT HAND OPPOSITE
- GUIDES:
- STRUCTURAL STEEL, ANGLES OF 3/16" MINIMUM THICKNESS
  - BOTTOM BAR:
  - TWO 2"x2"x1/8" STEEL ANGLES WITH PVC BULB ASTRAGAL
  - TWO 2"x1-1/2"x1/8" GALVANIZED ANGLES WITH PVC BULB ASTRAGAL

NOTE: ADD 2" TO 3" TO ACHIEVE OVERALL HEADROOM REQUIREMENTS

MARK	QTY.	OPENING SIZE	OPERATION	R.H.	CLEARANCES	OPTION	PROJECT:
		WIDTH "W" HEIGHT "H"		L.H.	"X"+2" "Y"		ARCHITECT:
							CONTRACTOR:
							DISTRIBUTOR:
							DATE:
							SHEET: OF: BX: REF#

ASTA Door Corporation is not responsible for the use of improper installation procedures, structural supports as well as field inspection prior to manufacturing and installation.

APPROVAL SIGNATURE: \_\_\_\_\_ DATE: \_\_\_\_\_

**400 SERIES-BETWEEN JAMB-WITH GH MOTOR**

4255 McEwen Industrial Dr.  
Acworth, GA 30101  
PH(770) 924-2800  
Fax(770) 974-1455  
www.astadoor.com