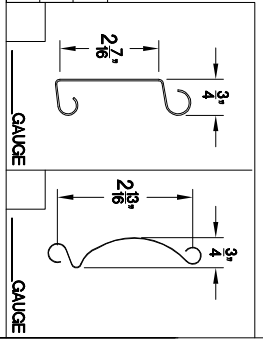


TOP MOTOR CLEARANCE

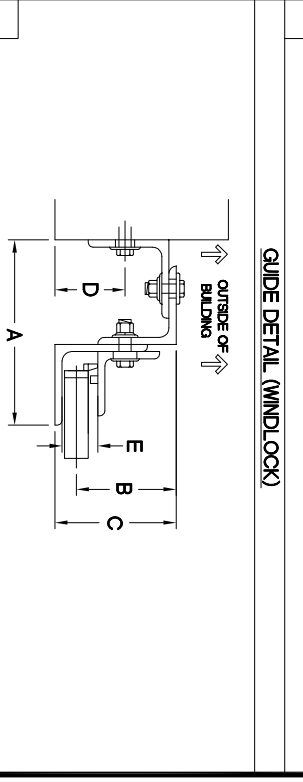
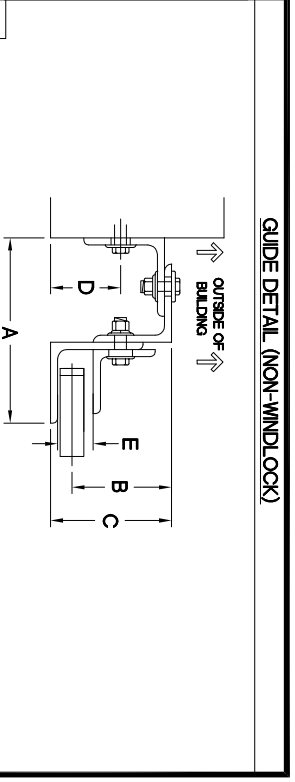
HP	14"	16"
Z	4"	3"



ELEVATION
PLAN VIEW

NOTE: ADD "Z" TO "X" TO ACHIEVE OVERALL HEADROOM REQUIREMENTS

MARK	QTY.	OPENING SIZE	OPERATION	R.H.	CLEARANCES	OPTION
		WIDTH "W"		L.H.	"X"+2"	"Y"
		HEIGHT "H"				



GUIDE DIMENSIONS

GUIDE TYPE	A'	B'	C'	D'	E'	BETWEEN JAMB OPENING DEDUCTIONS - THEORETICAL NEW OPENING
1	5.7/8"	3.3/16"	4"	2.9/16"	1.1/4"	2
2	6.3/8"	3.9/16"	4.3/8"	2.15/16"	1.1/4"	3
3	6.3/4"	3.15/16"	4.3/4"	2.3/4"	1.1/4"	4
4	6.3/8"	3.3/16"	4"	2.9/16"	1.1/2"	2W(L)
2W(L)	6.3/8"	3.9/16"	4.3/8"	2.15/16"	1.1/2"	3W(L)
3W(L)	6.3/8"	3.9/16"	4.3/4"	2.3/4"	1.1/2"	4W(L)
4W(L)	6.3/4"	3.15/16"	4.3/4"	2.3/4"	1.1/2"	5W(L)
5W(L)	6.3/4"	4"	4.3/4"	2.3/4"	1.1/2"	6W(L)
6W(L)	8.3/4"	6.1/4"	7.1/4"	3.1/2"	1.1/2"	7.1/2"

- GENERAL NOTES**
- SLATS/HOOD: SELECT FINISH OPTION BELOW:
 - GALVANIZED ONLY
 - GRAY POLYESTER TOP COAT
 - WHITE POLYESTER TOP COAT
 - OTHER SURFACES:
 - SHOP COAT BLACK PRIMER
 - RIGHT HAND SHOWN, LEFT HAND OPPOSITE
 - OPERATION:
 - RIGHT HAND SHOWN, LEFT HAND OPPOSITE
 - GUIDES:
 - STRUCTURAL STEEL ANGLES OF 3/16" MINIMUM THICKNESS
 - BOTTOM BAR
 - TWO 2"x2"x1/8" STEEL ANGLES WITH PVC BULB ASTRAGAL
 - TWO 2"x1-1/2"x1/8" GALVANIZED ANGLES WITH PVC BULB ASTRAGAL

PROJECT: _____

ARCHITECT: _____

CONTRACTOR: _____

DISTRIBUTOR: _____

DATE: _____

SHEET: _____ OF: _____ BY: _____

REF # _____

400 SERIES-BETWEEN JAMB-WITH H MOTOR

ASTA Door Corporation

4255 McEver Industrial Dr.
Acworth, GA 30011
PH:(770) 924-2800
Fax:(770) 974-1455
www.astadoor.com

Asta Door Corporation is not responsible for the use of improper installation procedures, structural supports as well as field inspection prior to manufacturing and installation.

APPROVAL SIGNATURE: _____ DATE: _____