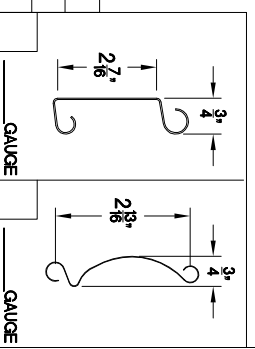
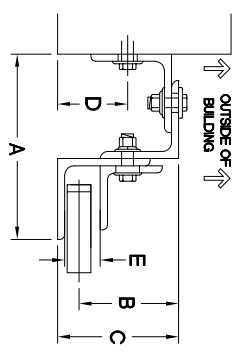


PLAN VIEW

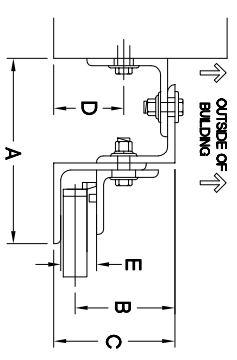
TOP MOTOR CLEARANCE		
HP	14"	16"
Z	4"	3"



GUIDE DETAIL (NON-WINDLOCK)



GUIDE DETAIL (WINDLOCK)



GUIDE DIMENSIONS

GUIDE TYPE	A'	B'	C'	D'	E'	BETWEEN JAMB OPENING DEDUCTIONS - THEORETICAL NEW OPENING
1	5.7/8"	3.3/16"	4"	2.9/16"	1.1/4"	2
2	6.3/8"	3.9/16"	4.3/8"	2.15/16"	1.1/4"	2
3	6.3/4"	3.15/16"	4.3/4"	2.3/4"	1.1/4"	3
4	6.3/4"	3.3/16"	4"	2.9/16"	1.1/2"	4
2(W/L)	6.3/8"	3.9/16"	4.3/8"	2.15/16"	1.1/2"	2(W/L)
3(W/L)	6.3/8"	3.9/16"	4.3/4"	2.3/4"	1.1/2"	3(W/L)
4(W/L)	6.3/4"	3.15/16"	4.3/4"	2.3/4"	1.1/2"	4(W/L)
5(W/L)	6.3/4"	4"	4.3/4"	2.3/4"	1.1/2"	5(W/L)
6(W/L)	8.3/4"	6.1/4"	7.1/4"	3.1/2"	1.1/2"	6(W/L)

GENERAL NOTES

- SLATS/HOOD: SELECT FINISH OPTION BELOW:
- GALVANIZED ONLY
- GRAY POLYESTER TOP COAT
- WHITE POLYESTER TOP COAT
- OTHER SURFACES:
- SHOP COAT BLACK PRIMER
- OPERATION:
- RIGHT HAND SHOWN, LEFT HAND OPPOSITE
- GUIDES:
- STRUCTURAL STEEL ANGLES OF 3/16" MINIMUM THICKNESS
- BOTTOM BAR:
- TWO 2"x2"x1/8" STEEL ANGLES WITH PVC BULB ASTRAGAL
- TWO 2"x1-1/2"x1/8" GALVANIZED ANGLES WITH PVC BULB ASTRAGAL

NOTE: ADD 'Z' TO 'X' TO ACHIEVE OVERALL HEADROOM REQUIREMENTS

MRK.	QTY.	OPENING SIZE	OPERATION	RH	CLEARANCES	OPTION
		WIDTH 'W'	HEIGHT 'H'	LH	'X'+2'	'V'

PROJECT: _____

ARCHITECT: _____

CONTRACTOR: _____

DISTRIBUTOR: _____

DATE: _____ OF: _____ BY: _____

400 SERIES-BETWEEN JAMB-WITH J MOTOR

SHEET: _____ OF: _____ REF# _____

ASTA Door Corporation

4255 McEver Industrial Dr.
 Acworth, GA 30011
 PH:(770) 924-2800
 Fax:(770) 974-1455
 www.astadoor.com

Asta Door Corporation is not responsible for the use of improper installation procedures, structural supports as well as field inspection prior to manufacturing and installation.

APPROVAL SIGNATURE: _____ DATE: _____