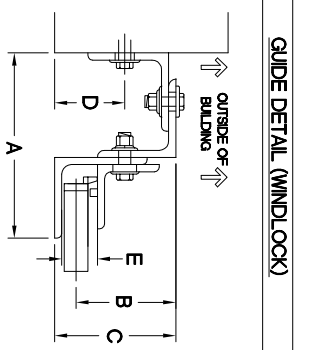
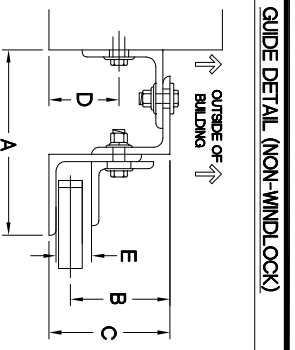
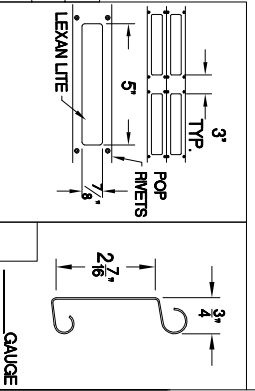


TOP MOTOR CLEARANCE			
HP	14"	16"	22"
Z	8"	7"	4"



GUIDE TYPE	GUIDE DIMENSIONS					BETWEEN JAMB OPENING DEDUCTIONS - THEORETICAL NEW OPENING
	A'	B'	C'	D'	E'	
2	5.7/8"	3.3/16"	4"	2.9/16"	1.1/4"	2
3	6.3/8"	3.9/16"	4.3/8"	2.15/16"	1.1/4"	3
4	6.3/4"	3.15/16"	4.3/4"	2.3/4"	1.1/4"	4
2(W/L)	6.3/8"	3.3/16"	4"	2.9/16"	1.1/2"	2(W/L)
3(W/L)	6.3/8"	3.9/16"	4.3/8"	2.15/16"	1.1/2"	3(W/L)
4(W/L)	6.3/4"	3.15/16"	4.3/4"	2.3/4"	1.1/2"	4(W/L)
5(W/L)	6.3/4"	4"	4.3/4"	2.3/4"	1.1/2"	5(W/L)
6(W/L)	8.3/4"	6.1/4"	7.1/4"	3.1/2"	1.1/2"	6(W/L)

- GENERAL NOTES**
- SLATS/HOOD: SELECT FINISH OPTION BELOW:
- GALVANIZED ONLY
 - GRAY POLYESTER TOP COAT
 - WHITE POLYESTER TOP COAT
- OTHER SURFACES:
- SHOP COAT BLACK PRIMER
- OPERATION:
- RIGHT HAND SHOWN, LEFT HAND OPPOSITE
- GUIDES:
- STRUCTURAL STEEL ANGLES OF 3/16" MINIMUM THICKNESS
 - BOTTOM BAR
 - TWO 2"x2"x1/8" STEEL ANGLES WITH PVC BULB ASTRAGAL
 - TWO 2"x1-1/2"x1/8" GALVANIZED ANGLES WITH PVC BULB ASTRAGAL

NOTE: ADD "Z" TO "X" TO ACHIEVE OVERALL HEADROOM REQUIREMENTS

MARK	QTY.	OPENING SIZE	OPERATION	RH	CLEARANCES	OPTION
		WIDTH "W"		LH	"X+2"	"V"
		HEIGHT "H"				

PROJECT: _____ ARCHITECT: _____ CONTRACTOR: _____ DISTRIBUTOR: _____

DATE: _____ SHEET: _____ OF: _____ BY: _____ REF# _____

400 SERIES-BETWEEN JAMB-VISION LITES- GH MOTOR

ASTA Door Corporation

4255 McEver Industrial Dr.
Acworth, GA 30011
PH:(770) 924-2800
Fax:(770) 974-1455
www.astadoor.com

Asla Door Corporation is not responsible for the use of improper installation procedures, structural supports as well as field inspection prior to manufacturing and installation.

APPROVAL SIGNATURE: _____ DATE: _____