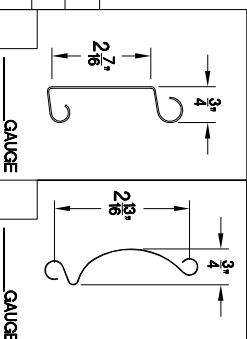


**PLAN VIEW**

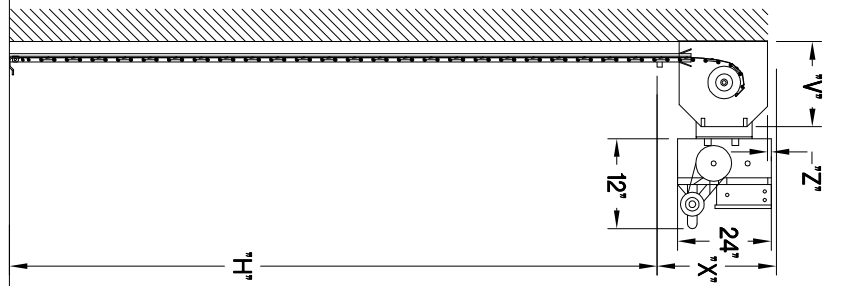
TOP MOTOR CLEARANCE		
HP	14"	16"
Z	4"	3"



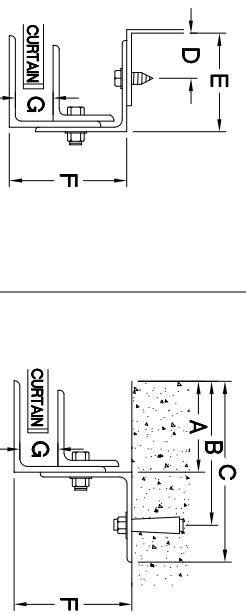
**ELEVATION**



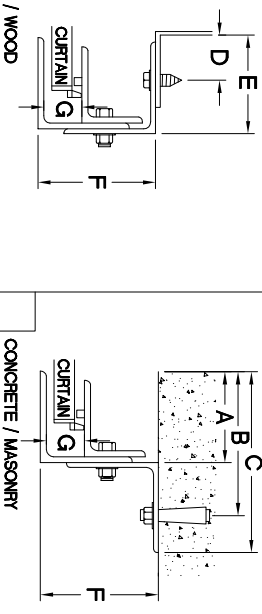
**SECTION A-A**



**GUIDE DETAIL (NON-WINDLOCK)**



**GUIDE DETAIL (WINDLOCK)**



**GUIDE DIMENSIONS**

GUIDE TYPE	A'	B'	C'	D'	E'	F'	G'
2	2 5/8"	3 7/8"	5 1/8"	1 1/4"	2 13/16"	4"	1 1/4"
3	2 5/8"	4 3/4"	5 5/8"	1 1/4"	2 13/16"	4 3/8"	1 1/4"
4	2 5/8"	4 3/4"	5 5/8"	1 1/4"	2 7/8"	4 3/4"	1 1/4"
2(W/L)	3"	4 1/4"	5 1/2"	1 5/8"	3 3/16"	4"	1 1/2"
3(W/L)	3"	5 1/8"	6"	1 5/8"	3 3/16"	4 3/8"	1 1/2"
4(W/L)	3"	5 1/8"	6"	1 5/8"	3 1/4"	4 3/4"	1 1/2"
5(W/L)	3"	5 1/8"	6"	1 5/8"	3 1/4"	4 3/4"	1 1/2"
6(W/L)	5 1/4"	6 1/2"	7 3/4"	1 5/8"	4 7/8"	7 1/4"	1 1/2"

**GENERAL NOTES**

- SLATS/HOOD: SELECT FINISH OPTION BELOW:
  - GALVANIZED ONLY
  - GRAY POLYESTER TOP COAT
  - WHITE POLYESTER TOP COAT
- OTHER SURFACES:
  - SHOP COAT BLACK PRIMER
- OPERATION:
  - RIGHT HAND SHOWN, LEFT HAND OPPOSITE
- GUIDES:
  - STRUCTURAL STEEL ANGLES OF 3/16" MINIMUM THICKNESS
  - BOTTOM BAR
  - TWO 2"x2"x1/8" STEEL ANGLES WITH PVC BULB ASTRAGAL
  - TWO 2"x1-1/2"x1/8" GALVANIZED ANGLES WITH PVC BULB ASTRAGAL

NOTE: ADD Z TO X' TO ACHIEVE OVERALL HEADROOM REQUIREMENTS

MARK	QTY.	OPENING SIZE	OPERATION	RH	CLEARANCES	OPTION
		WIDTH "W"	HEIGHT "H"	LH	X+2"	V"

PROJECT: \_\_\_\_\_ ARCHITECT: \_\_\_\_\_

CONTRACTOR: \_\_\_\_\_ DISTRIBUTOR: \_\_\_\_\_

DATE: \_\_\_\_\_ SHEET: \_\_\_\_\_ OF: \_\_\_\_\_ BY: \_\_\_\_\_ REF.# \_\_\_\_\_

**400 SERIES -FACE OF WALL-WITH H MOTOR**

APPROVAL SIGNATURE: \_\_\_\_\_ DATE: \_\_\_\_\_

4255 McEver Industrial Dr.  
Acworth, GA 30011  
PH(770) 924-2800  
Fax(770) 974-1455  
www.astadoor.com

Asta Door Corporation is not responsible for the use of improper installation procedures, structural supports as well as field inspection prior to manufacturing and installation.