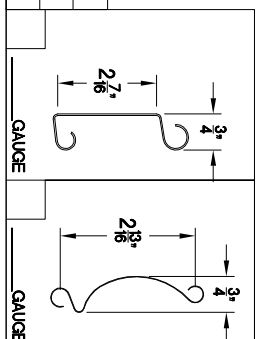
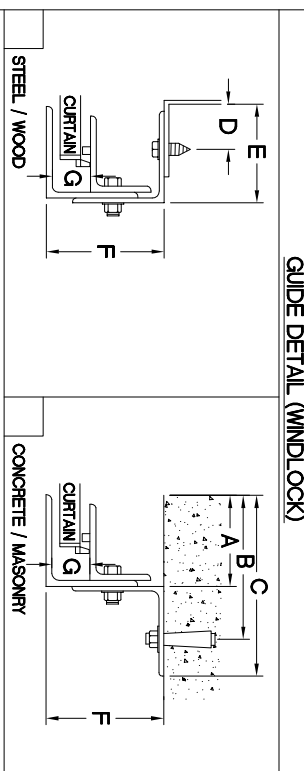
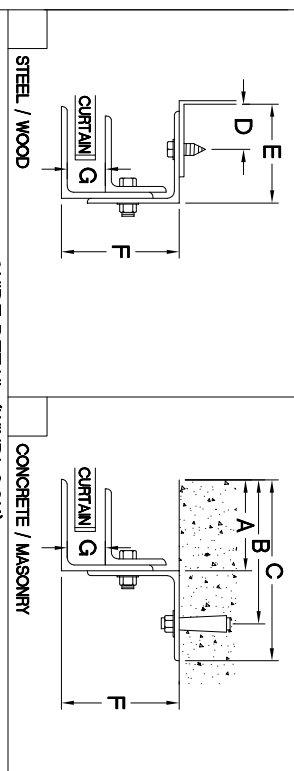


NOTE: ADD 'Z' TO 'X' TO ACHIEVE OVERALL HEADROOM REQUIREMENTS

TOP MOTOR CLEARANCE		
HP	14"	16"
Z	4"	3"



GUIDE DETAIL (NON-WINDLOCK)



GUIDE DIMENSIONS

GUIDE TYPE	A'	B'	C'	D'	E'	F'	G'
2	2 5/8"	3 7/8"	5 1/8"	1 1/4"	2 13/16"	4"	1 1/4"
3	2 5/8"	4 3/4"	5 5/8"	1 1/4"	2 13/16"	4 3/8"	1 1/4"
4	2 5/8"	4 3/4"	5 5/8"	1 1/4"	2 7/8"	4 3/4"	1 1/4"
2(W/L)	3"	4 1/4"	5 1/2"	1 5/8"	3 3/16"	4"	1 1/2"
3(W/L)	3"	5 1/8"	6"	1 5/8"	3 3/16"	4 3/8"	1 1/2"
4(W/L)	3"	5 1/8"	6"	1 5/8"	3 1/4"	4 3/4"	1 1/2"
6(W/L)	3"	5 1/8"	6"	1 5/8"	3 1/4"	4 3/4"	1 1/2"
6(W/L)	5 1/4"	6 1/2"	7 3/4"	1 5/8"	4 7/8"	7 1/4"	1 1/2"

GENERAL NOTES

- SLATS/HOOD: SELECT FINISH OPTION BELOW:
 - GALVANIZED ONLY
 - GRAY POLYESTER TOP COAT
 - WHITE POLYESTER TOP COAT
- OTHER SURFACES:
 - SHOP COAT BLACK PRIMER
- OPERATION:
 - RIGHT HAND SHOWN, LEFT HAND OPPOSITE
- GUIDES:
 - STRUCTURAL STEEL ANGLES OF 3/16" MINIMUM THICKNESS
 - BOTTOM BAR
 - TWO 2"x2"x1/8" STEEL ANGLES WITH PVC BULB ASTRAGAL
 - TWO 2"x1-1/2"x1/8" GALVANIZED ANGLES WITH PVC BULB ASTRAGAL

MARK	QTY.	OPENING SIZE	OPERATION	RH	CLEARANCES	OPTION	PROJECT:
		WIDTH 'W'		LH	'X'+2'	'V'	ARCHITECT:
		HEIGHT 'H'					CONTRACTOR:
							DISTRIBUTOR:
							DATE:
							SHEET: OF:
							BY:
							REF.#

400 SERIES-FACE OF WALL-WITH J MOTOR

ASTA Door Corporation

4255 McEver Industrial Dr.
Aacworth, GA 30011
PH(770) 924-2800
Fax(770) 974-1455
www.astadoor.com

ASTA Door Corporation is not responsible for the use of improper installation procedures, structural supports as well as field inspection prior to manufacturing and installation.

APPROVAL SIGNATURE: _____ DATE: _____