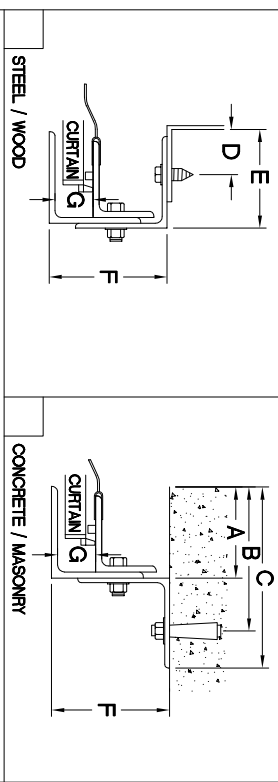
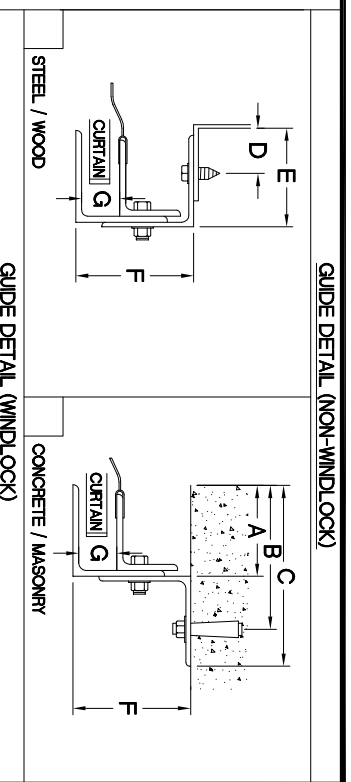


MARK	QTY.	OPENING SIZE	OPERATION	RH	CLEARANCES		OPTION
		WIDTH "W"	HEIGHT "H"	LH	X"	Y"	



GUIDE TYPE	GUIDE DIMENSIONS								
	A	B	C	D	E	F	G		
2	2 5/8"	3 7/8"	5 1/8"	1 1/4"	2 13/16"	4"	1 1/4"		
3	2 5/8"	4 3/4"	5 5/8"	1 1/4"	2 13/16"	4 3/8"	1 1/4"		
4	2 5/8"	4 3/4"	5 5/8"	1 1/4"	2 7/8"	4 3/4"	1 1/4"		
2(W/L)	3"	4 1/4"	5 1/2"	1 5/8"	3 3/16"	4"	1 1/2"		
3(W/L)	3"	5 1/8"	6"	1 5/8"	3 3/16"	4 3/8"	1 1/2"		
4(W/L)	3"	5 1/8"	6"	1 5/8"	3 1/4"	4 3/4"	1 1/2"		
5(W/L)	3"	5 1/8"	6"	1 5/8"	3 1/4"	4 3/4"	1 1/2"		
6(W/L)	5 1/4"	6 1/2"	7 3/4"	1 5/8"	4 7/8"	7 1/4"	1 1/2"		

**GENERAL NOTES**

SLATS/HOOD: SELECT FINISH OPTION BELOW (HOOD INCLUDES WEATHER BARRIER)

GRAY POLYESTER TOP COAT

WHITE POLYESTER TOP COAT

OTHER SURFACES:

SHOP COAT BLACK PRIMER

OPERATION:

RIGHT HAND SHOWN, LEFT HAND OPPOSITE

GUIDES:

STRUCTURAL STEEL ANGLES OF 3/16" MINIMUM THICKNESS

WITH PVC WEATHER SEAL

BOTTOM BAR:

TWO 2"x2"x1/8" STEEL ANGLES WITH PVC BULB ASTRAGAL

PROJECT: \_\_\_\_\_

ARCHITECT: \_\_\_\_\_

CONTRACTOR: \_\_\_\_\_

DISTRIBUTOR: \_\_\_\_\_


DATE: \_\_\_\_\_

SHEET: \_\_\_\_\_ OF \_\_\_\_\_

BY: \_\_\_\_\_

REF # \_\_\_\_\_

DATE: \_\_\_\_\_



Asta Door Corporation is not responsible for the use of improper installation procedures, structural supports as well as field inspection prior to manufacturing and installation.

APPROVAL SIGNATURE: \_\_\_\_\_

600 SERIES-INSULATED-FACE OF WALL-VISION LITES (CHAIN HOIST)