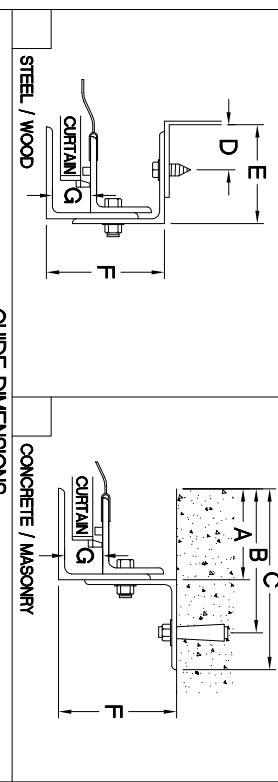
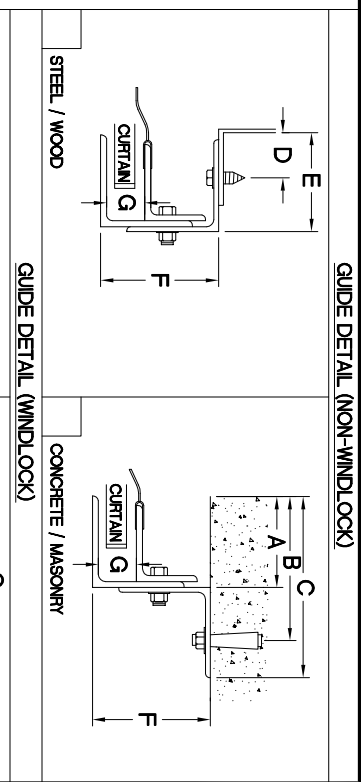
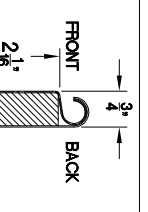


NOTE: ADD 'Z' TO 'X' TO ACHIEVE OVERALL HEADROOM REQUIREMENTS

TOP MOTOR CLEARANCE
HP 14"
Z 8"
7"
4"



GUIDE TYPE	A	B	C	D	E	F	G
2	2 5/8"	3 7/8"	5 1/8"	1 1/4"	2 13/16"	4"	1 1/4"
3	2 5/8"	4 3/4"	5 5/8"	1 1/4"	2 13/16"	4 3/8"	1 1/4"
4	2 5/8"	4 3/4"	5 5/8"	1 1/4"	2 7/8"	4 3/4"	1 1/4"
2(W/L)	3"	4 1/4"	5 1/2"	1 5/8"	3 3/16"	4"	1 1/2"
3(W/L)	3"	5 1/8"	6"	1 5/8"	3 3/16"	4 3/8"	1 1/2"
4(W/L)	3"	5 1/8"	6"	1 5/8"	3 1/4"	4 3/4"	1 1/2"
5(W/L)	3"	5 1/8"	6"	1 5/8"	3 1/4"	4 3/4"	1 1/2"
6(W/L)	5 1/4"	6 1/2"	7 3/4"	1 5/8"	4 7/8"	7 1/4"	1 1/2"

GENERAL NOTES
 SLATS/HOOD: SELECT FINISH OPTION BELOW (HOOD INCLUDES WEATHER Baffle)
 GRAY POLYESTER TOP COAT
 WHITE POLYESTER TOP COAT
 OTHER SURFACES:
 SHOP COAT BLACK PRIMER
 OPERATION:
 RIGHT HAND SHOWN, LEFT HAND OPPOSITE
 GUIDES:
 STRUCTURAL STEEL ANGLES OF 3/16" MINIMUM THICKNESS
 WITH PVC WEATHER SEAL
 BOTTOM BAR:
 TWO 2"x2"x1/8" STEEL ANGLES WITH PVC BULB ASTRAGAL

MARK	QTY.	OPENING SIZE	OPERATION	RH	CLEARANCES	OPTION	PROJECT:
		WIDTH 'W'		LH	'X'+2'	'Y'	ARCHITECT:
		HEIGHT 'H'					CONTRACTOR:
							DISTRIBUTOR:
							DATE:
							SHEET: OF:
							BY:
							REF#:

4255 McEwen Industrial Dr.
 Acworth, GA 30101
 PH(770) 924-2600
 Fax(770) 974-1455
 www.astador.com

ASTA Door Corporation is not responsible for the use of improper installation procedures, structural supports as well as field inspection prior to manufacturing and installation.

APPROVAL SIGNATURE: _____ DATE: _____

600 SERIES-INSULATED-FACE OF WALL (GH MOTOR)