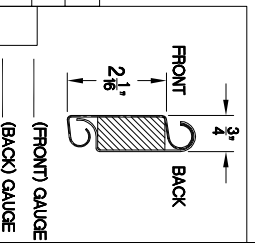


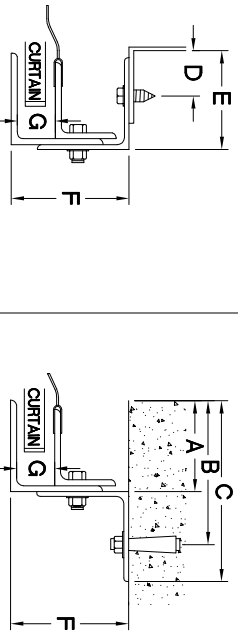
TOP MOTOR CLEARANCE		
HP	14"	16"
Z	4"	3"



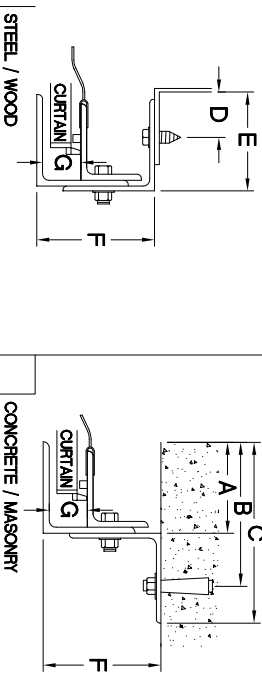
NOTE: ADD "Z" TO "X" TO ACHIEVE OVERALL HEADROOM REQUIREMENTS

MARK	QTY.	OPENING SIZE	OPERATION	RH	CLEARANCES	OPTION
		WIDTH "W"		LH	"X+2"	"V"
		HEIGHT "H"				

GUIDE DETAIL (NON-WINDLOCK)



GUIDE DETAIL (WINDLOCK)



GUIDE DIMENSIONS

GUIDE TYPE	A	B	C	D	E	F	G
2	2 5/8"	3 7/8"	5 1/8"	1 1/4"	2 13/16"	4"	1 1/4"
3	2 5/8"	4 3/4"	5 5/8"	1 1/4"	2 13/16"	4 3/8"	1 1/4"
4	2 5/8"	4 3/4"	5 5/8"	1 1/4"	2 7/8"	4 3/4"	1 1/4"
2(W/L)	3"	4 1/4"	5 1/2"	1 5/8"	3 3/16"	4"	1 1/2"
3(W/L)	3"	5 1/8"	6"	1 5/8"	3 3/16"	4 3/8"	1 1/2"
4(W/L)	3"	5 1/8"	6"	1 5/8"	3 1/4"	4 3/4"	1 1/2"
5(W/L)	3"	5 1/8"	6"	1 5/8"	3 1/4"	4 3/4"	1 1/2"
6(W/L)	5 1/4"	6 1/2"	7 3/4"	1 5/8"	4 7/8"	7 1/4"	1 1/2"

GENERAL NOTES

- SLATS/HOOD: SELECT FINISH OPTION BELOW (HOOD INCLUDES WEATHER BARRIER)
- GRAY POLYESTER TOP COAT
- WHITE POLYESTER TOP COAT
- OTHER SURFACES:
- SHOP COAT BLACK PRIMER
- OPERATION:
- RIGHT HAND SHOWN, LEFT HAND OPPOSITE
- GUIDES:
- STRUCTURAL STEEL ANGLES OF 3/16" MINIMUM THICKNESS
- WITH PVC WEATHER SEAL
- BOTTOM BAR:
- TWO 2"x2"x1/8" STEEL ANGLES WITH PVC BULB ASTRAGAL

PROJECT: **ASTA Door Corporation**
 ARCHITECT:
 CONTRACTOR:
 DISTRIBUTOR:
 4255 McEwen Industrial Dr.
 Acworth, GA 30101
 PH(770) 924-2600
 FAX(770) 974-1455
 www.astador.com

DATE: _____ OF: _____ BY: _____ REF.# _____
600 SERIES-INSULATED-FACE OF WALL (U MOTOR)

ASTA Door Corporation is not responsible for the use of improper installation procedures, structural supports as well as field inspection prior to manufacturing and installation. APPROVAL SIGNATURE: _____ DATE: _____