

# ASTA SafeGuard FS500 Series Fire Shutter

## Specifications:

### Standard Features:

**Slats:** 22 gauge galvanized steel slats. Galvanized according to ASTM A-653, G-90 and finished with baked epoxy primer and polyester topcoat. Available in flat slat only profile 1-1/2" high by 1/2" deep. Maximum height of 8'4" high.

**Endlocks:** Each end of alternate slats to be fitted with malleable cast iron endlocks.

**Bottom Bar:** Curtain to be reinforced and fabricated with steel angle and supplied with a bottom astragal seal. Manual push up shutters provided with slide bolt locks suitable for padlocking. Awning crank shutters not supplied with locks.

**Guide Assembly:** Box shaped guides fabricated of 11-gauge steel with integral bellmouths and curtain stops.

**Barrel Assembly:** Barrel to be a steel pipe of diameter and wall thickness to restrict maximum deflection to .03" per foot of door width. Provided with threaded rings or lugs welded to barrel for curtain attachment.

**Springs:** Oil tempered, grease packed helical torsion springs. Springs are mounted on a steel torsion shaft with a self-aligning ball bearing assembly.

**Head Plates:** Brackets are fabricated from 1/4" minimum thickness steel plates. Drive end bracket plate provided with precision self-aligning ball bearing assembly.

**Operation:** Manual push up operation available as standard up to 10' wide. Awning crank standard above 10' wide up to 13' maximum width.

**Hood:** Rectangular shape formed of a 24 gauge galvanized steel with baked epoxy primer and polyester topcoat.

**Automatic Closure:** Activated by 165-degree fusible links provided as standard. Closing speed regulated by viscous governor to between 6" and 24" per second per NFPA-80.

**Drop Testing:** Easily drop tested and reset with minimum downtime. Partial tension release and requires reset by a qualified door technician.

### Options:

**Sizes:** 10' wide for manual operation and 13'0" wide with awning crank operation.

**Finishes:** #4 stainless steel and powder coat paint is available.

**Automatic Closures:** Release devices are available.

**Operation:** Awning crank operation is available for all sizes.

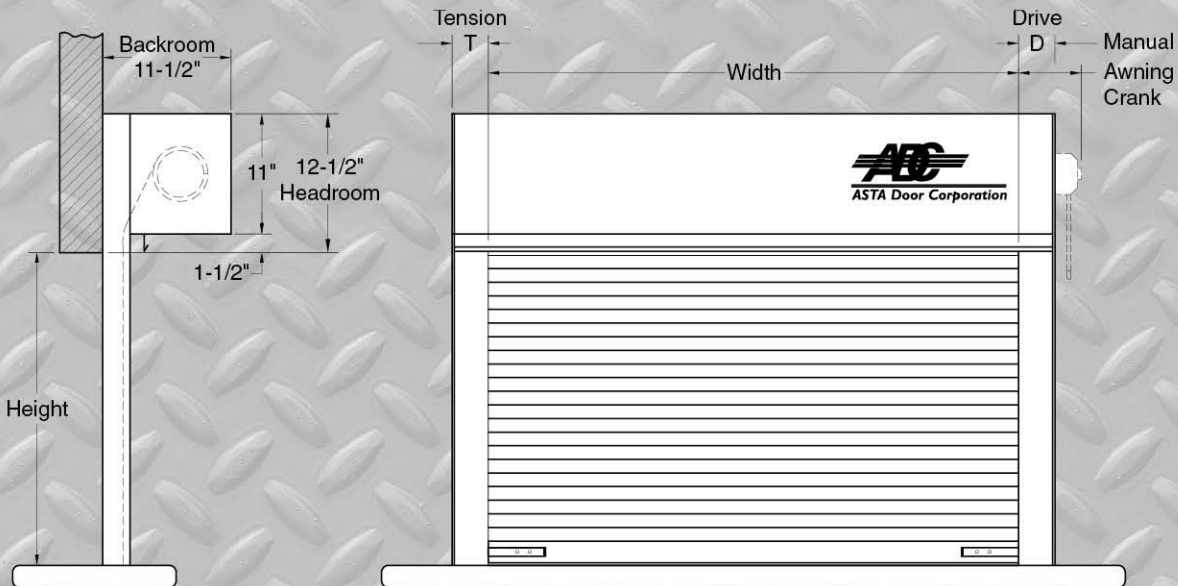
**Locking:** Slide bolt locks, thumb-turn locks and cylinder locks are available.

**Fire Ratings:** 3/4 hr, 1-1/2 hr and 3 hr fire ratings are available.

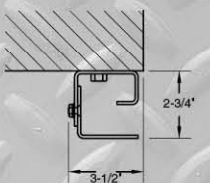
**Push Up Operation:** Models FS522/M—painted steel & FS566—stainless steel.

**Awning Crank Operation:** Models FS522/C—painted steel & FS566M for stainless steel.

## HEADER CLEARANCES AND DIMENSIONS

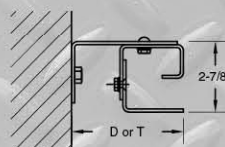


Face of Wall Mount



	D	T
Manual	5-1/2"	6-1/2"
Awning Crank	7-1/2"	6-1/2"

Between Jamb Mount



	D	T
Manual	5-1/2"	6-1/2"
Awning Crank	7-1/2"	6-1/2"